



**Vitrinen**

**Overglass**



# Overglass

SISTEMI MODULARI PER ARREDAMENTO





COM/OV1



COM/OV2

# Overglass

BANCHI E VETRINE PER ARREDAMENTO





# Overglass

BANCHI E VETRINE PER ARREDAMENTO





# Overglass

BANCHI E VETRINE PER ARREDAMENTO





**EPSON**  
EPSON PERFECTION  
1650 PHOTO  
Scanner

Apple Internal  
Zip Drive

Sound  
BLASTER

intuos<sup>2</sup>


65,000  
Color XPress

COM/OV4



# Overglass

BANCHI E VETRINE PER ARREDAMENTO



art. GD art. SB




art. 44/OV




art. 20/RP




art. 28/PS




art. GL



art. SB



art. M



art. PO



art. 25/RP



H. cm. 18,5



art. 60-100-120/RI  
art. RM

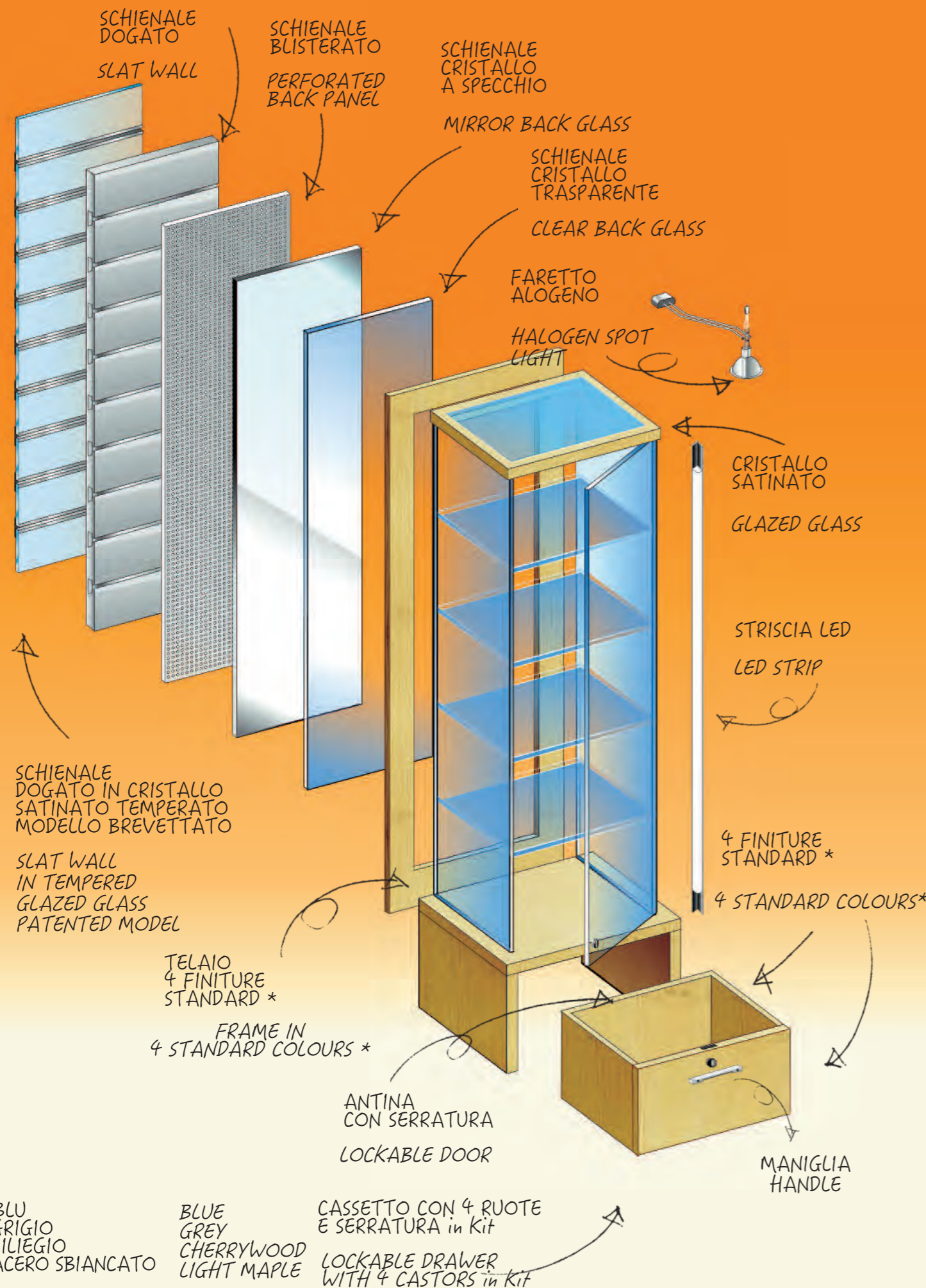


Esempio di schienale dogato in cristallo illuminato  
Example of slat wall in glazed glass with lighting




# Overglass

BANCHI E VETRINE PER ARREDAMENTO




COLORI / COLOURS

BIANCO - WHITE




SILVER - LIGHT GREY

COLORI FINO AD ESAURIMENTO SCORTE / COLOURS WHILE STOCKS LAST



BLU - BLUE



ROVERE SBIANCATO - LIGHT OAK



CILIEGIO - CHERRYWOOD



art. 45/MB



art. 120/MB



art. 120/MB + N°2 art. 60/C

BANCO h cm. 91  
di serie nei colori: alluminio, ciliegio, rovere e blu standard colours: light grey, cherrywood, oak, blue

Art.	Descrizione Description	Dimensioni Sizes	Peso Weight	M <sup>3</sup> M <sup>3</sup>	Colli Packages
45 / MB	Banco - Counter	45x45x91	40,00	0,25	1
120 / MB	Banco - Counter	120x55x91	120,00	0,36	2
200 / C	Top in cristallo temper. Tempered glass top	90x200	50,00	0,20	1

NB: Per banchi vedi anche linea Aury, Black & White, Quadratum ecc.  
For counters see Aury line, Black & White line, Quadratum line etc.



Banco realizzato con art. 45MB+120/MB+200C+N°2 art.60/C

Counter made of the following models:  
45/MB+120/MB+200/C+N°2 art.60/C



## BANCO - COUNTER - RECEPTION

di serie nei colori: ciliegio, alluminio, rovere, blu - standard colours: cherry-wood, light grey, oak, blue

Art. Art.	Descrizione Description	dimen. cm. sizes cm.	peso weight	m <sup>3</sup> m <sup>3</sup>	colli pack.
40/BR	Banco Counter	100x45 h.90	Kg.55,00	0,12	1
40/TOP	Top in cristallo satinato temperato spess. mm 8 Glass top in glazed tempered glass 10mm. thickness		Kg.20,00	0,08	1
40/RE	Top in cristallo satinato temperato spess. mm 8 Glass top in glazed tempered glass 10mm. thickness		Kg.12,00	0,06	1
40/TT	Top in cristallo satinato temperato spess. mm 8 Glass top in glazed tempered glass 10mm. thickness		Kg.13,00	0,06	1
40/LT	Top in cristallo satinato temperato spess. mm 8 Glass top in glazed tempered glass 10mm. thickness		Kg.11,00	0,06	1
40/CA	Cassettiera Drawers	46x43 h.37	Kg.75,00	0,28	1
40/EC	Mensola estraibile corta Extractable short shelf	43x46	Kg.06,00	Secondo quantità It depends on the quantity	
40/EL	Mensola estraibile lunga Extractable long shelf	43x91	Kg.10,00		
40/MC	Mensola corta Short shelf	43x46	Kg.04,00		
40/ML	Mensola lunga Long shelf	43x91	Kg.06,00		




Banco realizzato con art.

40BR+40/TOP+40/CA+40/EC+40/MC

Counter made of the following models:  
40BR+40/TOP+40/CA+40/EC+40/MC

N.B. Il modello 40/BR + 40/Top può avere 3 differenti altezze a scelta: h. 95 / h. 100 / h. 105 cm.

The model 40/BR + 40/Top can have 3 different heights: h. 95 / h. 100 / h. 105 cm.



### COM/OV5

Composizione realizzata con 3 banchi:

art.40/BR + 40/TOP

Composition made of 3 counters:

art. 40/BR + 40/TOP

**NB: nuovo colore disponibile bianco**

**NB: new colour available white**

COM/OV5

# Overglass

BANCHI E VETRINE PER ARREDAMENTO



Art. 40/BR Banco Counter



Art. 40/Top Top in cristallo satinato temp. Glazed tempered glass top



Art. 40/MC Mensola corta Short shelf



Art. 40/EC Mensola corta estraibile Extractable short shelf



Art. 40/ML Mensola lunga Long shelf



Art. 40/EL Mensola lunga estraibile Extractable long shelf



Art. 40/CA Cassettiera Drawers



Esempio di 3 differenti altezze: cm 95/100/105  
Example of different heights : cm. 95/100/105



# Overglass

BANCHI E VETRINE PER ARREDAMENTO

MODELLI CON SCHIENALE TRASPARENTE  
MODELS WITH TRANSPARENT BACK GLASS

MODELLI CON SCHIENALE A SPECCHIO  
MODELS WITH MIRROR BACK GLASS



art. 60/VT (cm 64x46x218h)  
schienale trasparente  
clear back glass



art. 100/VT (cm 104x46x218h)  
schienale trasparente  
clear back glass



art. 120/VT (cm 120x46x218h)  
schienale trasparente  
clear back glass



art. 60/VS (cm 64x46x218h)  
schienale a specchio  
mirror back glass



art. 100/VS (cm 104x46x218h)  
schienale a specchio  
mirror back glass



art. 120/VS (cm 120x46x218h)  
schienale a specchio  
mirror back glass



MODELLI CON SCHIENALE IN LAMIERA FORATA PER BLISTER  
 MODELS WITH PERFORATED METAL PANEL

# Overglass


BANCHI E VETRINE PER ARREDAMENTO




art. 60/PB (cm 64x3x218h)  
 fissare al muro  
 fix to the wall



art. 100/PB (cm 104x3x218h)  
 fissare al muro  
 fix to the wall



art. 120/PB (cm 120x3x218h)  
 fissare al muro  
 fix to the wall



art. 60/B (cm 64x46x218h)  
 fissare al muro  
 fix to the wall



art. 100/B (cm 104x46x218h)  
 fissare al muro  
 fix to the wall



art. 120/B (cm 120x46x218h)  
 fissare al muro  
 fix to the wall




art. 60/VB (cm 64x46x218h)



art. 100/VB (cm 104x46x218h)



art. 120/VB (cm 120x46x218h)



art. 191/PB (cm 90x90x218h)



art. 191/B (cm 90x90x218h)



art. 100/CB (cm 104x46x140h)





art. 60/PD (cm 64x3x218h)  
fissare al muro  
fix to the wall



art. 100/PD (cm 104x3x218h)  
fissare al muro  
fix to the wall



art. 120/PD (cm 120x3x218h)  
fissare al muro  
fix to the wall



art. 60/D (cm 64x46x218h)  
fissare al muro  
fix to the wall



art. 100/D (cm 104x46x218h)  
fissare al muro  
fix to the wall



art. 120/D (cm 120x46x218h)  
fissare al muro  
fix to the wall



art. 60/VD (cm 64x46x218h)



art. 100/VD (cm 104x46x218h)



art. 120/VD (cm 120x46x218h)



art. 191/PD (cm 90x90x218h)



art. 191/D (cm 90x90x218h)



art. 100/CD (cm 104x46x140h)





art. 60/PS (cm 64x3x218h)  
 fissare al muro  
 fix to the wall



art. 100/PS (cm 104x3x218h)  
 fissare al muro  
 fix to the wall



art. 120/PS (cm 120x3x218h)  
 fissare al muro  
 fix to the wall



art. 60/S (cm 64x46x218h)  
 fissare al muro  
 fix to the wall



art. 100/S (cm 104x46x218h)  
 fissare al muro  
 fix to the wall



art. 120/S (cm 120x46x218h)  
 fissare al muro  
 fix to the wall



art. 60/DS (cm 64x46x218h)



art. 100/DS (cm 104x46x218h)



art. 120/DS (cm 120x46x218h)



art. 191/PS (cm 90x90x218h)



art. 191/S (cm 90x90x218h)


LA TECNOLOGIA PIÙ SOFISTICATA, L'HI-TECH PIÙ MODERNO E I PRODOTTI DI ULTIMA GENERAZIONE, TROVANO LA LORO GIUSTA COLLOCAZIONE NELLA LINEA OVERGLASS CON SCHIENALE DOGATO IN CRISTALLO SATINATO TEMPERATO. QUESTA NOSTRA INNOVAZIONE (PERALTRÒ COPERTA DA REGOLARE BREVETTO), È QUANTO DI PIÙ ATTUALE SI POSSA TROVARE ATTUALMENTE SUL MERCATO, SIA DAL PUNTO DI VISTA PRATICO CHE ESTETICO. PROGETTI E PREVENTIVI GRATUITI CON NS. ARCHITETTI.

THE REFINED DESIGN, THE MODERN HI-TECH AND THE LAST GENERATION PRODUCTS FIND THE RIGHT PLACE IN THE OVERGLASS LINE WITH BACK PANEL IN GLAZED AND TEMPERED GLASS SLAT WALL. OUR INNOVATION (PATENTED MODEL) IS THE MOST PRESENT SYSTEM YOU CAN FIND ON THE MARKET, EITHER FROM AN AESTHETIC OR PRACTICAL POINT OF VIEW. PROJECTS AND QUOTATIONS WITH OUR ARCHITECTS ARE FREE OF CHARGE.




# Overglass

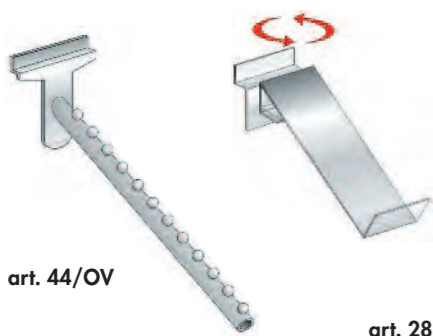
BANCHI E VETRINE PER ARREDAMENTO



art. 20/RP

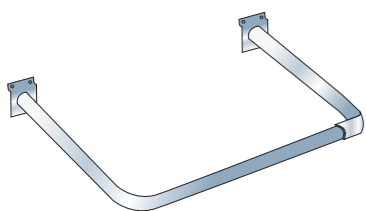


art. 25/RP



art. 44/OV

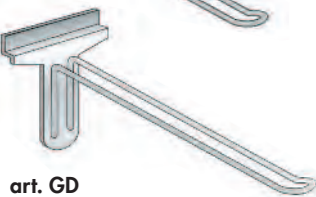
art. 28/PS



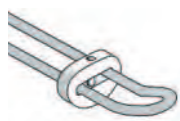
art. 40/60



art. GL



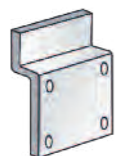
art. GD



art. SB



art. PO



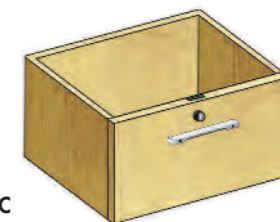
art. 2/PD

## ACCESSORI OPTIONS

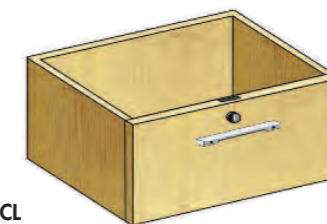
Art. Art.	Descrizione Description	Dimensioni Sizes	Peso Weight	M <sup>3</sup> M <sup>3</sup>	Colli Packages
20/RP	Supporto (schienale dogato) Plastic holder for slat wall	20x11	0,10		
25/RP	Supporto (schienale dogato) Plastic holder for slat wall	25x11	0,15		
28/PS	Supporto (schienale dogato) Plastic holder for slat wall	7x28	0,10		
44/OV	Supporto (schienale dogato) Support for slat wall	44	0,35		
40/60	Supporto (schienale dogato) Holder for slat wall	40/60	1,00		

## CASSETTONE CON RUOTE DRAWER WITH CASTORS

Art. Art.	Descrizione Description	Dimensioni Sizes	Peso Weight	M <sup>3</sup> M <sup>3</sup>	Colli Packages
60/C	Cassetto per art.60 in kit (n.2 per art.120) Drawer for art.60 in kit (No°2 for art.120)	55,5x44x35,5h	25,00	0,10	1
60/CL	Cassetto per art.100 in kit Drawer for art.100 in kit	95,5x44x35,5h	35,00	0,17	1




art. 60/C



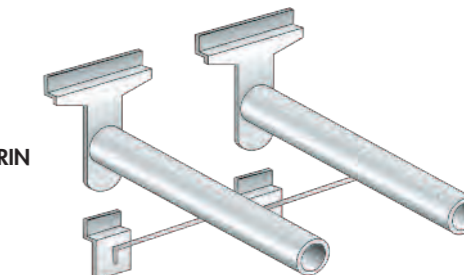
art. 60/CL

## REGGIMENSOLE SHELF HOLDER

Art. art.	Descrizione Description	Dimensioni Sizes	Peso Weight	Portata Weight Capacity
RM	Reggimensola per ripiani in vetro (coppia) Shelf holder for glass shelves (couple)	34	0,50	Kg. 10
RM+RIN	Reggimensola con rinforzo (obbligatori x modelli con vetrina e schienale dogato) Shelf holder with support (obligatory for models with showcase and slat wall)	34	0,70	Kg. 20



art. RM  
la coppia  
the couple




art. RM+RIN  
la coppia  
the couple

## GANCI HOOKS


Art. Art.	Descrizione Description	Dimensioni Sizes	Peso Weight	M <sup>3</sup> M <sup>3</sup>	Colli Packages
GL / 15	Ganci per blister (schienale blisterato) Hook for perforated back panel	da cm. 15	0,03		
GL / 20	Ganci per blister (schienale blisterato) Hook for perforated back panel	da cm. 20	0,03		
GL / 30	Ganci per blister (schienale blisterato) Hook for perforated back panel	da cm. 30	0,03		
GD/15	Ganci per blister (schienale dogato) Hook for slat wall	da cm. 15	0,03		
GD/25	Ganci per blister (schienale dogato) Hook for slat wall	da cm. 25	0,03		
2/PD	2 ganci per schienale dogato 2 supports back late for slat wall				
SB	Serratura blister Lock for hook				
PO	Portaocchiali Glasses' holder		0,06		

## MENSOLE SHELVES


Art. Art.	Descrizione Description	Dimensioni Sizes	Peso Weight	M <sup>3</sup> M <sup>3</sup>	Colli Packages
60/RL	Ripiano in legno mm20 Wood shelf mm20	38x104	3,30	0,03	1
60/RI	Ripiano in cristallo per art.60 Glass shelf for art.60 mm6	38x49	3,00		
100/RI	Ripiano in cristallo per art.100 Glass shelf for art.100 mm6	38x90	6,00		
120/RI	Ripiano in cristallo per art.120 Glass shelf for art.120 mm6	38x104	6,50		
191/RI	Ripiano in cristallo per art.191 Glass shelf for art.191 mm6	76x76	10,00		




art. 60/RI




art. 100/RI



art. 120/RI




art. 191/RI



art. 60/RL

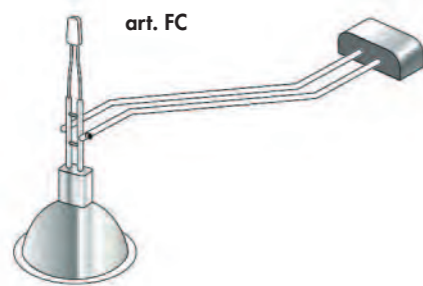


art. 170/1N art. 170/2N  
art. 216/1N art. 216/2N



Art.	Descrizione	Dimensioni	
Art.	Description	Sizes	
FC	Faretto cromato Chromed spot light	cm. 33	
170/1N	1 Neon 1 Neon	6x8x170	
170/2N	2 Neon 2 Neon	12x8x170	
* 216/1N	1 Neon 1 Neon	6x8x216	
* 216/2N	2 Neon 2 Neon	12x8x216	
170/1L	1 striscia Led 1 Led stripe	6x8x170	
170/2L	2 Strisce Led 2 Led stripes	12x8x170	
* 216/1L	1 striscia Led 1 Led stripe	6x8x216	
* 216/2L	2 Strisce Led 2 Led stripes	12x8x216	


\* Solo per schienali in cristallo trasparente satinato  
\* For back glasses in transparent glazed glass only



art. 170/1L art. 170/2L  
art. 216/1L art. 216/2L



Particolare di schienale dogato  
NB: Tutti gli schienali possono essere montati anche esteriormente o con doppia facciata  
**Detail of slat wall**  
NB: all the rear panels may be assembled on the exterior part too. Another solution could be an assembly on both parts  
Détail de dos rainuré  
On peut aussi monter les dos dans la partie extérieure ou dans les deux parties  
**Detail von "Slat Wall"**  
NB: Die Rückwände Können auch äuserlich oder auf beide Seiten aufgebaut sein




**ART. PA**  
Guarnizione antipolvere.  
Anti-dust profiles.  
Profils anti-poussière.  
Stanbdichte Profile.



**ART. CS/92 - CS/140 - CS/180**  
Esempio di imballaggio delle vetrine. Si noti la cassa completamente chiusa utilizzata per spedizioni via mare e manifestazioni fieristiche.  
Example of packed showcases. Note the wooden box completely closed for sea transport and industrial fairs.  
Exemple d'emballage des vitrines. A noter la caisse complètement fermée pour le transport par mer et pour les foires.  
Beispiel von Verpackung der Vitrinen. Man kann die geschlossenen Holzkisten für Transporte auf dem Seewege und für Messen bemerken.

COLORI / COLOURS

BIANCO - WHITE




SILVER - LIGHT GREY

COLORI FINO AD ESAURIMENTO SCORTE / COLOURS WHILE STOCKS LAST



BLU - BLUE



ROVERE SBIANCATO - LIGHT OAK



CILIEGIO - CHERRY-WOOD





CH-6340 Baar Falkenweg 11b Telefon 041 768 00 50 Fax 041 768 00 53 [info@prochema.ch](mailto:info@prochema.ch) [www.prochema.ch](http://www.prochema.ch)